


VALUE series

Models HDB, HDBL, HDBF



Shown: Model HDB with Colonial 509 windows

1-LAYER CONSTRUCTION



① Steel Non-Insulated

PRODUCT SPECIFICATIONS

- 24 or 25 gauge exterior steel provides durability and security.
- 2" thick frame secured to steel shell with a durable, rust-proof Tog-L-Loc® fastening system.
- Hot-dipped galvanized steel skin with a baked-on primer and top coat helps assure durability and long-lasting beauty.
- Nylon rollers help assure quiet, long-lasting performance.
- Patented Safe-T-Bracket® designed for added safety; under normal circumstances it cannot be removed while the door is under tension.
- Tongue-and-groove joints and bottom weatherseal in a rust-proof aluminum retainer helps seal out the elements.
- 12" radius track for normal installations. 15" radius track available.
- Extension springs standard on all single doors (up to and including 10' wide). EZ-SET® torsion springs standard on double doors (greater than 10' wide).
- Inside slide lock is standard, outside keyed lock available (at additional charge).

STYLE AND FINISH

- Woodgrain texture raised panel design may be painted with a high quality exterior latex paint to complement any home's exterior.

SIZES

- Models HDB and HDBF available in 2" increments from 6' to 18' wide.
- Model HDBL available in 2" increments from 8' to 18' wide.
- Available in heights from 6' to 12' in 3" increments (excluding 7'3").
- For high lift track applications please call Clopay customer service.

SPECIAL NOTES


- For doors sold through Home Depot's Expert Installation Program, the springing systems and locking systems may vary by market.
- Doors ordered in white unless a color is specified.

STANDARD HEADROOM REQUIREMENTS

Extension Springs		Torsion Springs	
Track Radius	Headroom Needed*	Track Radius	Headroom Needed*
12"	10"	12"	12"
15"	12"	15"	14"

* Add 3" for automatic garage door opener.


PANEL OPTIONS



HDB (Short Traditional, 25 gauge)



HDBL (Long Traditional, 25 gauge)



HDBF (Flush, 24 gauge)

COLORS



White Almond Desert Tan Sandtone Chocolate
(Printed colors may vary from actual panel colors.)

WINDOWS

- Short windows available on Models HDB and HDBF
- Long windows available on Models HDB, HDBL, HDBF
- Plain Series and Snap-In Series (Colonial) windows are standard in 2nd section from top, all other windows standard in top section unless specified otherwise

Plain Series



Plain Short

Snap-In Series



Sunset 601

Brilliance® Series



Marquise

Studio™ Series



Living Tree

See pages S19-S21 for all available window designs and options.

WARRANTIES

PAINT SYSTEM
LIMITED
15YR
WARRANTY

WINDOWS
LIMITED
10YR
WARRANTY

HARDWARE & SPRINGS
LIMITED
3YEAR
WARRANTY

