



America's Favorite Garage Doors®

# Value Plus Series

1500  
76V

## WINDOW OPTIONS

### Designer Collection Windows

#### Wrought Iron Series



Tuscany



Orleans

#### Studio™ Series



Art Deco I



Art Deco II



Art Deco I & II can be mixed and matched to create a custom look. See your Clopay Dealer for details.



Living Tree



Mission

#### Leaded Series



Brass Radiance



Brass Elegance



Brass Sun Burst  
(8', 9', 16', 17', 18' widths only)

#### Brilliance® Series



Solitaire



Marquise



Trillian



Tuscany



Orleans



Art Deco I



Art Deco II



Living Tree



Mission



Brass Majesty



Solitaire



Marquise



Trillian

### Classic Collection Windows

Decorative Insert options can add a whole new look to your garage door. Color-matched designs are available for single or double doors. You can choose from classic windows in single pane glass, acrylic or obscure glass.



Cathedral 507



Charleston 508



Colonial 509



Prairie 510



Sunset 501 (8', 9', 12', 16', 17', 18' widths only)



Sunset 502 (7', 7'6", 12' widths only)



Sunset 503 (8', 9', 16', 17', 18' widths only)




Sunset 504 (14', 15', 15'6" widths only)



Sunset 505 (16', 17', 18' widths only)



Sunset 506 (10', 20' widths only)



Plain Window



Cathedral 607



Charleston 608



Colonial 609



Prairie 610



Sunset 601



Sunset 603 (not available in 12' & 14' widths)



Sunset 605



Plain Window

\* Panel emboss may not align on long window with short panels. Some size limitations apply. See Dealer for details.

Visit our website at [www.clopaydoor.com](http://www.clopaydoor.com) to Design Your Door online.

Ask your Clopay Pro-Series dealer about window warranties and see the window brochure and panel and window specification sheet for additional window details.

For more information on these and other Clopay products, call 1-800-2CLOPAY (1-800-225-6729).

Visit our web site at [www.clopaydoor.com](http://www.clopaydoor.com) for your nearest Clopay dealer.

©Clopay Building Products Company, Inc. 2007, A Griffon Company. Printed in U.S.A.

DISTRIBUTED BY:

RSDR-1500-76V-07



America's Favorite Garage Doors®

# Value Plus Series

2 - Layer Construction: Steel + Insulation


Steel Garage Door with 1<sup>5</sup>/<sub>16</sub>" Thick Insulation

1500  
76V



Model 76V Long Traditional Panel with Optional Prairie 610 Window Design

*With a 2-layer construction, including a full 1<sup>5</sup>/<sub>16</sub>" thick polystyrene insulation, Models 1500 and 76V are built to be energy-efficient, durable and quiet. Combined with four color options and beautiful traditional long or short panel designs, it will be sure to complement your home's style.*



Model 1500 Short Traditional Panel

## Beautiful. Durable. Reliable.



15  
year  
warranty



10  
year  
warranty



3  
year  
warranty



6.3



CLASSIC™ LINE



America's Favorite Garage Doors®

# Value Plus Series

## 1500 76V

### BEAUTIFUL AND AFFORDABLE.

Your garage door can account for over 40% of your home's curb appeal. Shouldn't it be as beautiful as the rest of your home?

- Available in two beautifully detailed panel styles: short Traditional (Model 1500) and long Traditional (Model 76V).
- Available in four finished painted exterior colors or you can paint your door to match your home's trim.
- Vinyl backed insulation for a cleaner inside appearance.
- Galvanized torsion springs have shiny, polished appearance.
- Many beautiful window options are available to complement your home and to provide an upscale appeal. (see back cover)



Model 76V Long Traditional Panel with Optional Colonial 609 Window Design

### PANEL COLORS



White



Brown



Almond



Sandtone

### PANEL STYLES



Long Traditional Panel  
Model 76V




Short Traditional Panel  
Model 1500

In the interest of better quality and value, we are continually improving and updating our products. Consequently, photos and illustrations may sometimes differ from present models.


### DURABLE CONSTRUCTION; RELIABLE OPERATION

- 1 Heavy-duty 25 gauge steel with 1-5/16" polystyrene insulation provides comfort, energy efficiency and quiet operation. Total door thickness is 2".
- 2 Patented Safe-T-Bracket® cannot, under normal circumstances, be removed while door is under tension.
- 3 Aluminum bottom weatherseal retainer system is the highest quality rust-proof design to effectively seal out the elements.
- 4 Shiplap joint helps seal out wind, rain and snow.
- 5 Galvanized steel hinges are durable, reliable and secure.



- 6 Top quality nylon rollers provide durability and quiet operation.
- 7 Step plates, inside and outside, make door easy and safe to close.
- 8 Four spring options available: Galvanized torsion, EZ-SET® torsion springs (galvanized), extension springs with containment cables, and EZ-SET® extension springs.
- 9 WINDCODE®: Doors available to meet regional wind load needs. Consult your local Clopay dealer for specific information.
- 10 Door sizes: Custom heights and widths available. Consult your local dealer for specific information.

Illustration is for component location purposes only. Actual product has pilot holes on end stiles.



#### Galvanized Torsion Spring

Corrosion-resistant, long-lasting galvanized torsion springs offer up to a 50% longer cycle life than industry standard springs.

Due to some height and weight restrictions, not all product offerings include galvanized spring.



#### Step Plate/Lift Handle

Color matched exterior step plate/grip handles are durable, attractive and allow for safe opening and closing of your door.



#### Unsurpassed Rust-Resistant Surface

Steel skins are protected through a tough, layered coating system, including a layer of hot-dipped galvanizing, a protective metal oxide pretreatment, and a baked-on primer and top coat.