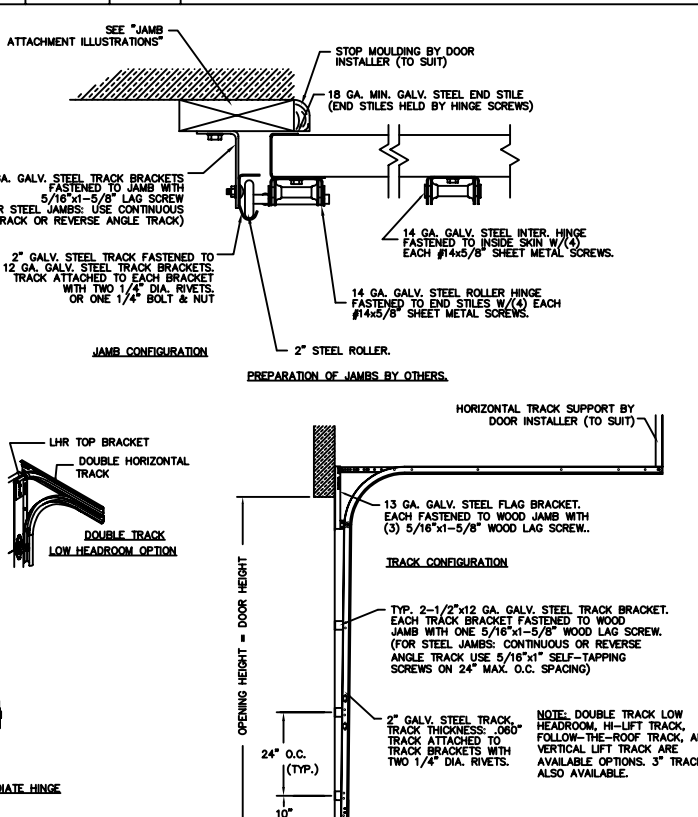
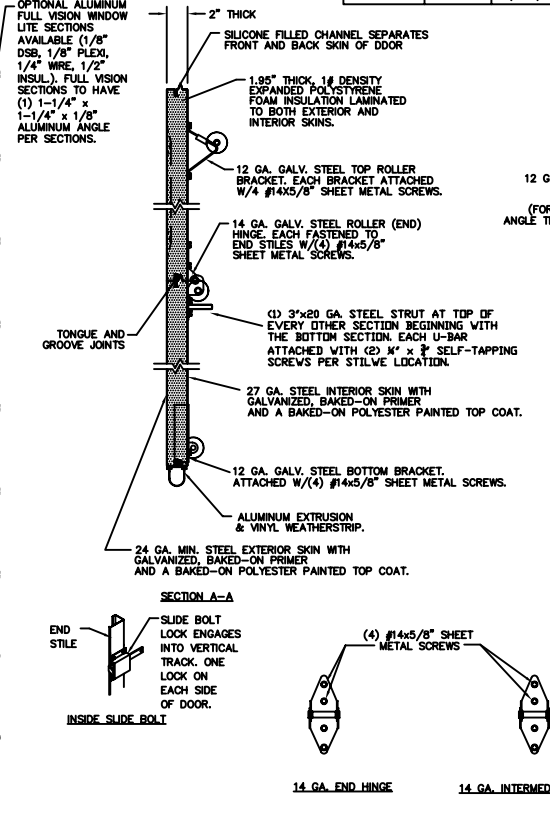
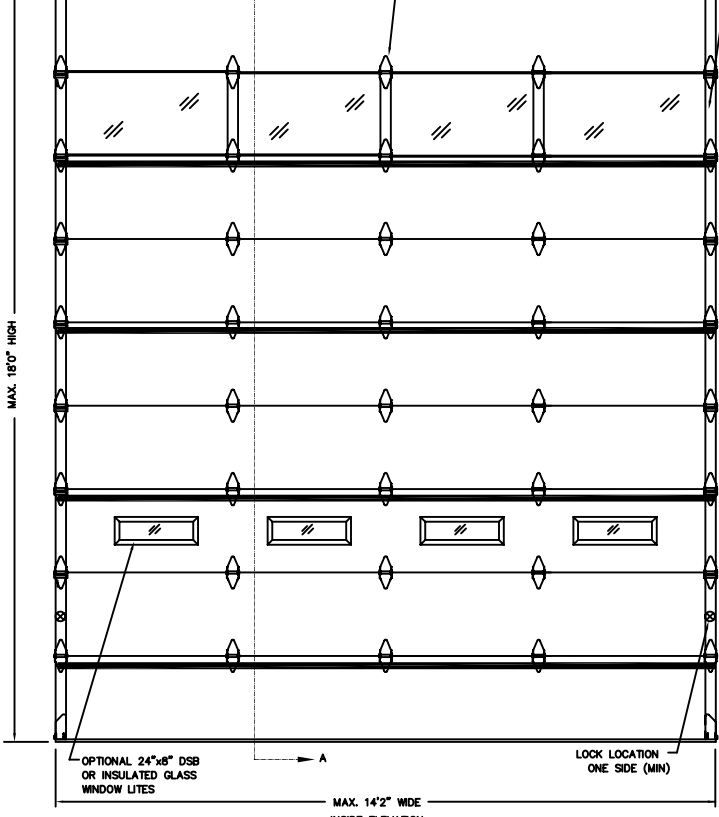
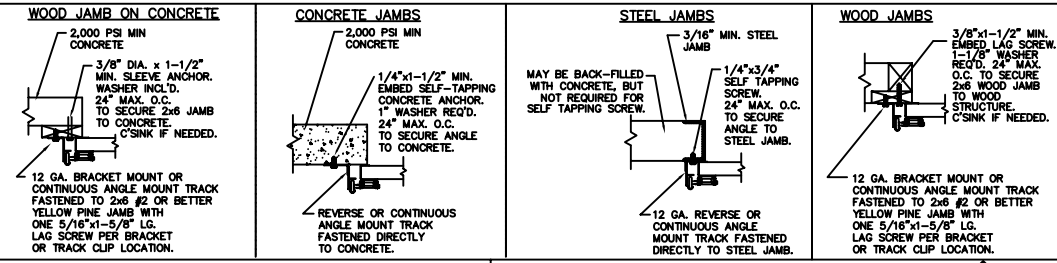


REVISIONS					
REV. NO.	ZONE	DATE	ECN NO.	APPVD	DESCRIPTION
01	-	08/2005	DR1168	SH	REVISED FV STRUT DETAIL
02	-	1/09/07	-	SH	DRAWING_CORRECTIONS



ANCHOR NOTE: FIRST (BOTTOM) ANCHOR STARTING AT NO MORE THAN HALF OF THE MAXIMUM ON-CENTER DISTANCE. HIGHEST ANCHOR INSTALLED AT LEAST AS HIGH AS THE DOOR OPENING.



THE DESIGN OF THE SUPPORTING STRUCTURAL ELEMENTS IS THE RESPONSIBILITY OF THE BUILDING ENGINEER OR ARCHITECT OF RECORD.

Unless Stated Otherwise TOLERANCES are

.0	± .03
.00	± .015
.000	± .005
.0000	± .001
Degrees	± 1/2°

Unless Stated Otherwise DIMENSIONS ARE IN INCHES.

**Clopay** Building Products Company

8585 Duke Boulevard Mason, OH 45040  
 Tel. No. 1-513-381-4800  
 Fax No. 1-513-762-3519

DESCRIPTION: MODEL 3200W1 14" WIDE

DRAWN BY: DAS DATE: 5/27/03 SCALE: NTS DWG. B

CHECKED BY: SH DATE: 08/28/03 SHEET 1 OF 1 SIZE B

DWG. NO.: 102883

MARK WESTERFIELD, P.E.  
 FLORIDA P.E. #48495  
 TX P.E. #23832, TEXAS P.E. #91513

DESIGN LOADS: +13.5 PSF & -13.5 PSF  
 TEST LOADS: +20.0 PSF & -20.0 PSF

PART NO.: CLOPAY WINDLOAD RATING W1