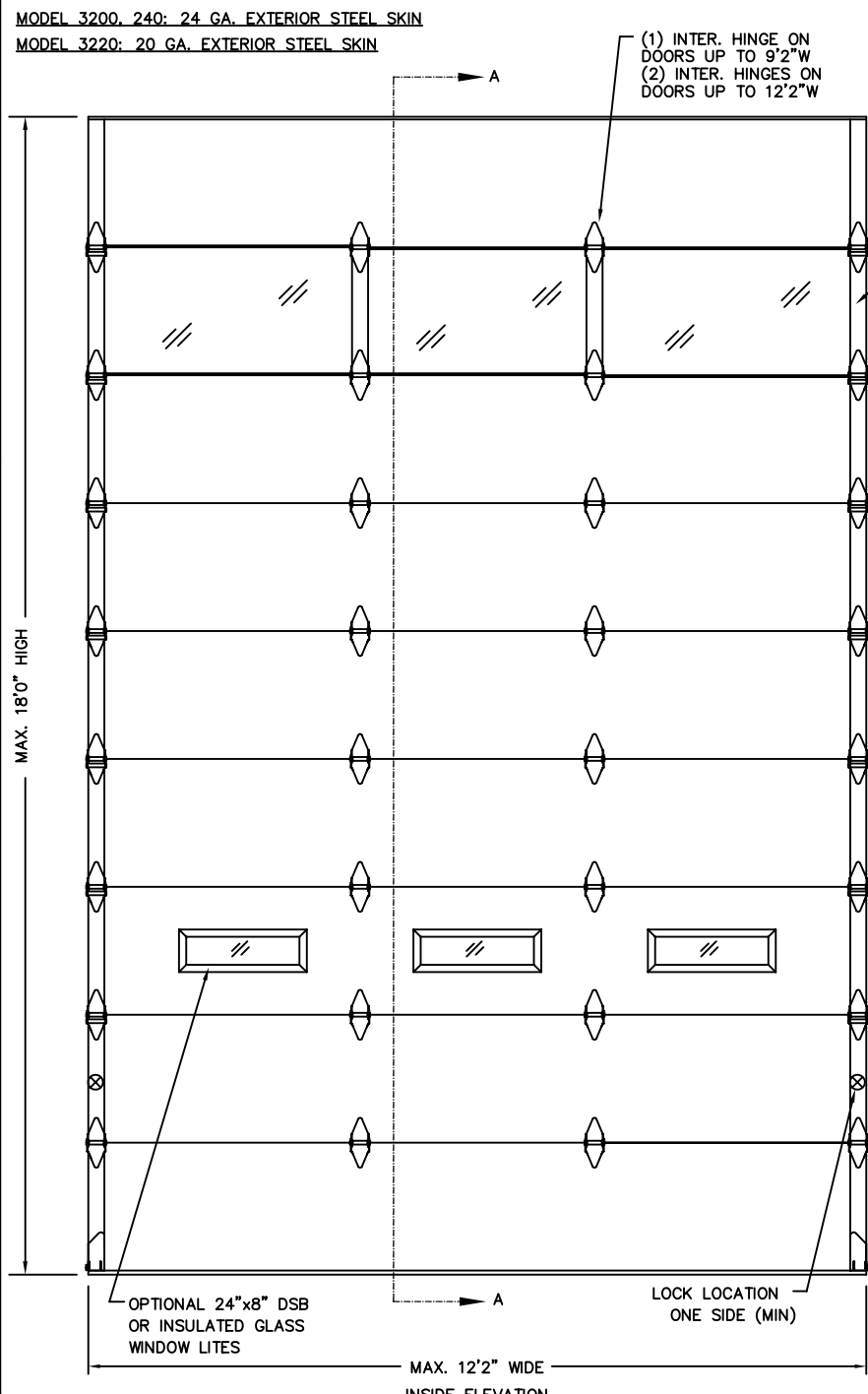


4

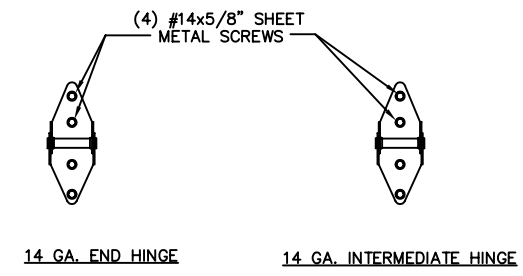
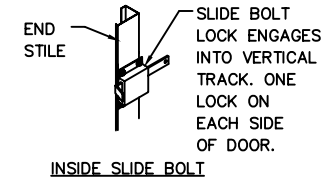
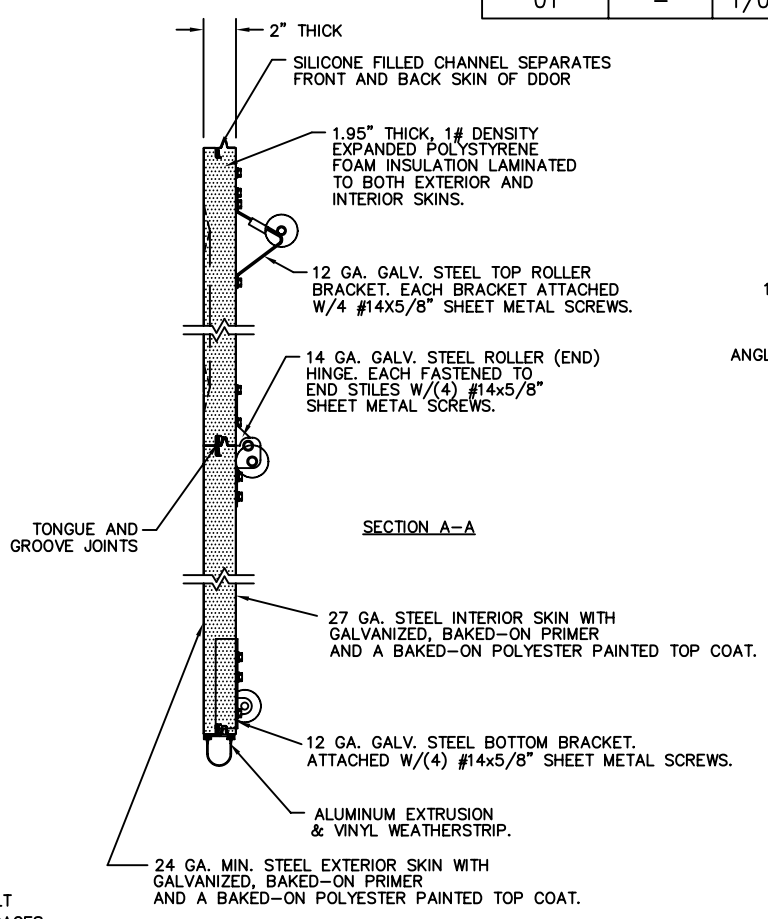
3

2

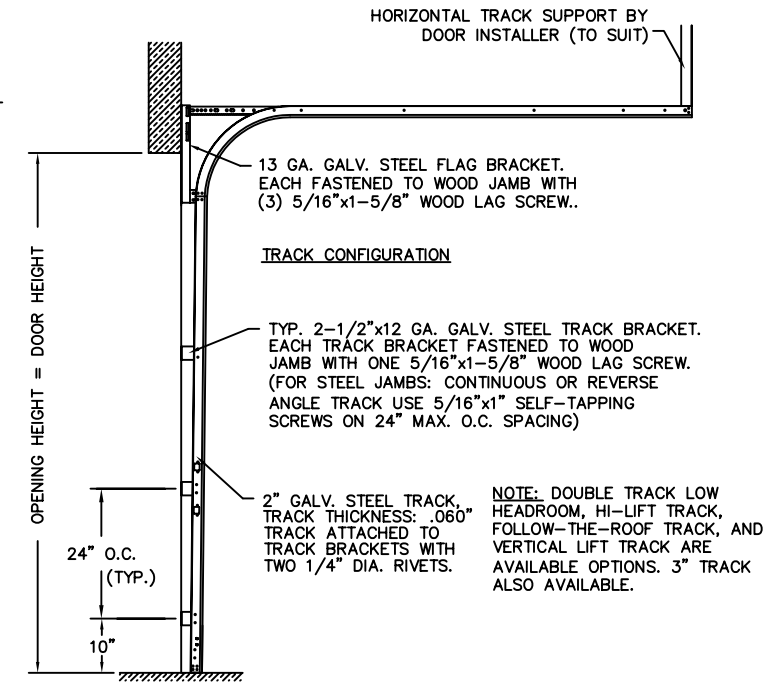
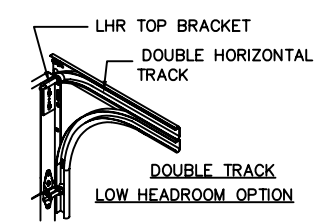
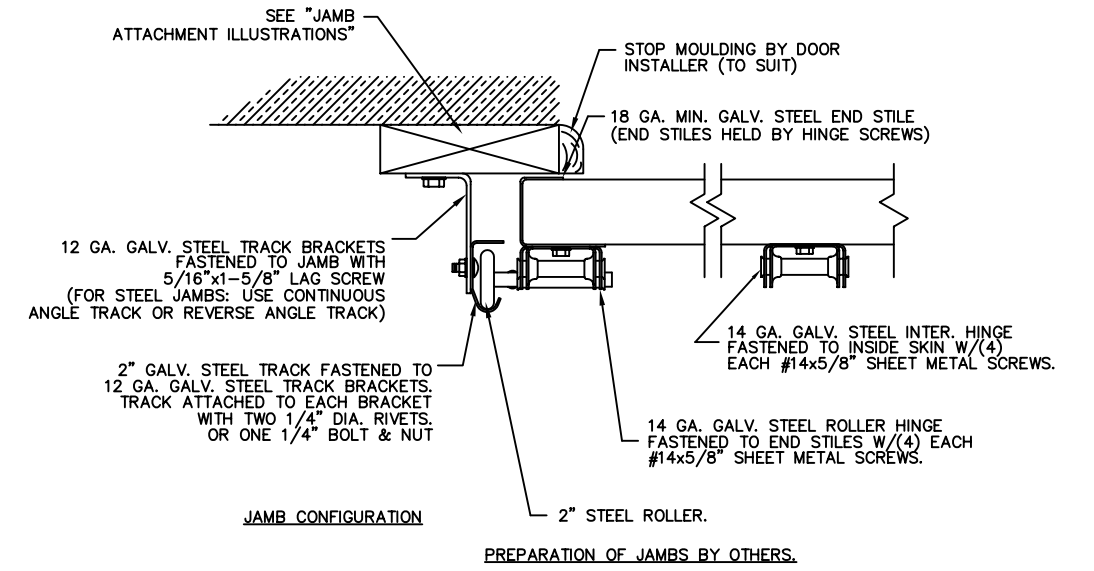
1



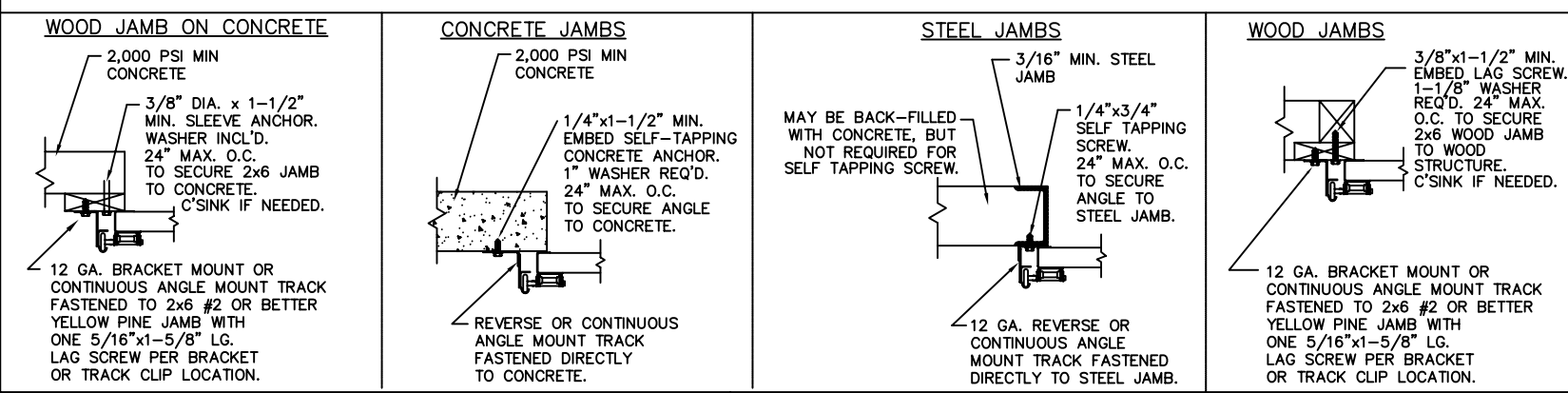
OPTIONAL ALUMINUM FULL VISION WINDOW LITE SECTIONS AVAILABLE (1/8" DSB, 1/8" PLEXI, 1/4" WIRE, 1/2" INSUL.). FULL VISION SECTIONS TO HAVE SAME REINFORCEMENT AS OTHER SECTIONS.



REVISIONS					
REV. NO.	ZONE:	DATE:	ECN NO.	APPVD:	DESCRIPTION
00	-	11/03/03	ER1037	SH	INITIAL RELEASE
01	-	1/09/07	-	SH	DRAWING_CORRECTIONS



ANCHOR NOTE: FIRST (BOTTOM) ANCHOR STARTING AT NO MORE THAN HALF OF THE MAXIMUM ON-CENTER DISTANCE. HIGHEST ANCHOR INSTALLED AT LEAST AS HIGH AS THE DOOR OPENING.



THE DESIGN OF THE SUPPORTING STRUCTURAL ELEMENTS IS THE RESPONSIBILITY OF THE BUILDING ENGINEER OR ARCHITECT OF RECORD.

NOTICE: Confidential/Proprietary information of CLOPAY BUILDING PRODUCTS CO. is contained herein and may not be disclosed, used, duplicated, made available, or distributed without its prior consent. Failure to observe this notice may result in liability for any damages and losses resulting therefrom.



Unless Stated Otherwise TOLERANCES are

.0 = ±.03
 .00 = ±.015
 .000 = ±.005
 .0000 = ±.001
 Degrees = ±1/2"

Unless Stated Otherwise DIMENSIONS ARE IN INCHES.

8585 Duke Boulevard
 Mason, OH 45040
 Tel. No. 1-513-381-4800
 Fax No. 1-513-762-3519

Clopay Building Products Company

DESCRIPTION: MODEL 3200W1 12' WIDE

DRAWN BY: DAS DATE: 5/27/03 SCALE: NTS DWG. B

CHECKED BY: SH DATE: 08/28/03 SHEET 1 OF 1 SIZE B

DWG. NO.: 102881 REV. NO. 00

MARK WESTERFIELD, P.E.
 FLORIDA P.E. #48495,
 NC P.E. #23832, TEXAS P.E. #91513

DESIGN LOADS: +13.5 PSF & -13.5 PSF
 TEST LOADS: +20.0 PSF & -20.0 PSF

PART NO.: N/A

4

3

2

1